



BROAD LEAFS

Broadleafs

Abelia

Abelia

x grandiflora

Glossy Abelia - Semi-evergreen to partly deciduous shrub with glossy foliage and pink-tinged white flowers. Blooms summer. Bronze-purple fall foliage. 5' Tall X 4' Wide. Zone 6.

3F - #3 Can 12/15" #3 Can 15/18" #3 Can 18/21"



Abelia x grandiflora



Abelia x 'Edward Goucher'

x grandiflora 'Edward Goucher'

Edward Goucher Abelia - Low growing semi-evergreen form with trumpet-shaped lavender-pink flowers in early summer. 5' Tall X 5' Wide. Zone 6.

3F - #3 Can 12/15" #3 Can 15/18" #3 Can 18/21"

x grandiflora 'Little Richard'


Little Richard Abelia - Low growing semi-ever-green form with trumpet-shaped white flowers in early summer. 5' Tall X 5' Wide. Zone 6.

3F - #3 Can 12/15" #3 Can 15/18" #3 Can 18/21"

Lf + \$1.00



Abelia x 'Little Richard'



Abelia x 'Golden Anniversary'

x grandiflora 'Golden Anniversary' **New!**

Golden Anniversary Abelia - Low growing semi-ever-green mounding form. Trumpet-shaped white flowers in early summer. Bright golden yellow, variegated foliage. 3' Tall X 3' Wide. Zone 6.

3G - #3 Can 12/15" #3 Can 15/18" #3 Can 18/21"

x grandiflora 'Kaleidoscope' **New!**

Kaleidoscope Abelia - Low growing semi-ever-green form. Trumpet-shaped white flowers in early summer. Foliage changes from bright yellow in the spring to a deep green with a golden creamy outer edge. In fall changing to green, yellow, orange and red. Red stems. 2-3' Tall X 3-4' Wide. Zone 6.

3G - #3 Can 12/15" #3 Can 15/18" #3 Can 18/21"



Abelia x 'Kaleidoscope'



Abelia x 'Silver Anniversary'

x grandiflora 'Silver Anniversary' **New!**

Silver Anniversary Abelia - Low growing semi-ever-green mounding form. Trumpet-shaped white flowers in early summer. Silver to cream margined variegated foliage. 3' Tall X 3' Wide. Zone 6.

3G - #3 Can 12/15" #3 Can 15/18" #3 Can 18/21"

x 'Canyon Creek'

Canyon Creek Abelia - Compact, semi-evergreen form. Tubular, fragrant white flowers May to frost. 4-6' Tall X 4-6' Wide. Zone 6.

3F - #3 Can 12/15" #3 Can 15/18" #3 Can 18/21"



Abelia x 'Canyon Creek'



Abelia x 'Rose Creek'

x 'Rose Creek'

Rose Creek Abelia - Low, mounding form. Fragrant white flowers all summer. 2-3' Tall X 3-4' Wide. Zone 6.

3F - #3 Can 12/15" #3 Can 15/18" #3 Can 18/21"

Broadleafs

Buddleia - Buxus

davidii 'Nanho Blue' - Light blue flowers. Frosty green foliage. 6' Tall X 3-4' Wide. Zone 5.

3A - #3 Can 18/21" #3 Can 24/30" #3 Can 30/36"

davidii 'Pink Delight' - Bright pink flowers with orange eyes. 6' Tall X 3-4' Wide. Zone 5.

3A - #3 Can 18/21" #3 Can 24/30" #3 Can 30/36"

davidii 'Royal Red' - Dark red-purple flowers. 8' Tall X 6' Wide. Zone 5.

3A - #3 Can 18/21" #3 Can 24/30" #3 Can 30/36"

davidii 'White Profusion' - White flowers with yellow eyes. 10' Tall X 8' Wide. Zone 5.

3A - #3 Can 18/21" #3 Can 24/30" #3 Can 30/36"

Buxus - Boxwood

microphylla 'Winter Gem'

Winter Gem Boxwood - Hardy, dense evergreen shrub. Soft green leaves mature to dark green. Attractive hedge, foundation, border plant. 4' Tall X 4' Wide. Zone 5.

3U - #3 Can 10/12" #3 Can 12/15"

sempervirens **New!**

American Boxwood - Dark green, oval leaves. Slow growing. Attractive hedge, foundation, border plant. To 15' Tall X 15' Wide. Zone 5.

3Z - #5 Can 18/21"

sempervirens suffruticosa **New!**

English Boxwood - Rounded, glossy dark green leaves. Dwarf, compact form. Slow growing. Attractive hedge, foundation, border plant. 4' Tall X 5' Wide. Zone 5.

3Z - #5 Can 15/18"

x 'Green Gem'

Green Gem Boxwood - Low growing, mounding form. Thick, leathery dark green foliage. Attractive border, low hedge plant. 24" Tall X 24" Wide. Zone 6.

3U - #3 Can 10/12" #3 Can 12/15" **LF** + \$1.00



Buddleia 'Nanho Blue'



Buddleia 'Pink Delight'



Buddleia 'Royal Red'



Buddleia 'White Profusion'



Buxus 'Winter Gem'



Buxus 'American'



Buxus 'English'



Buxus 'Green Gem'

Broadleafs

Clethra - Cotoneaster

Clethra

alnifolia 'Ruby Spice'

Ruby Spice Summersweet - Upright form. Fragrant, bell-shaped pink flowers on spikes in mid-summer. 3-6' Tall X 3-4' Wide. Zone 3.

3C - #3 Can 18/21" #3 Can 24/30"



Clethra 'Ruby Spice'



Cleyera japonica

Cleyera japonica

Japanese Cleyera - Light shade lover. Reddish-bronze foliage color in spring and fall. Shady specimen, hedge or accent. 10' Tall X 10' Wide. Zone 7.

3E - #3 Can 15/18" #3 Can 18/21" **7E** - #7 Can 24/30"



Cornus 'Baileyi'



Cornus sanguinea

Cornus

'Baileyi'

Baileyi Redtwig Dogwood - Very adaptable variety. Reddish-purple fall foliage. Rounded form. Blue fruit. 8-10' Tall X 8-10' Wide. Zone 3.

3A - #3 Can 15/18" #3 Can 18/21" #3 Can 24/30"

#3 Can 30/36"

sanguinea

Bloodtwig Dogwood - Upright form. Small white flowers in May. Red-purple stems in fall. Naturalizing, accent plant. 7' Tall X 5' Wide. Zone 2.

3A - #3 Can 15/18" #3 Can 18/21" #3 Can 24/30"

#3 Can 30/36"

stolonifera 'Farrow' PPAF **New!**


Arctic Fire Dogwood - Compact form. Tiny white flowers in flat-topped clusters in early summer. Dark red stems in winter. Naturalizing, accent plant. 3-4' Tall X 3-4' Wide. Zone 2.

3C - #3 Can 15/18" #3 Can 18/21" #3 Can 24/30"

#3 Can 30/36"



Cornus 'Arctic Fire'



Cotoneaster apiculata

Cotoneaster

apiculata

Cranberry Cotoneaster - Vigorous spreading shrub. Glossy, mid-green foliage. Red-purple fall foliage. Red berries. Excellent ground cover. 3' Tall X 8' Wide. Zone 5.

3D - #3 Can 12/15" #3 Can 15/18"

dammeri 'Royal Beauty'

Royal Beauty Cotoneaster - Low, spreading form. Attractive shrub border, ground cover. 8" Tall X 6' Wide. Zone 6.

3D - #3 Can 12/15" #3 Can 15/18"



Cotoneaster 'Coral Beauty'



Cotoneaster 'Queen of Carpets'

procumbens 'Queen of Carpets'

Queen of Carpets Cotoneaster - Low, spreading form. Small, dark green foliage. Crimson-red berries in late summer. Excellent massing, ground cover plant. 3-5" Tall X 4-6' Wide. Zone 5.

3D - #3 Can 12/15" #3 Can 15/18"

Broad Leaf Cotoneaster - Euonymus



Cotoneaster 'Scarlet Leader'



Danae racemosa



Deutzia 'Nikko Dwarf'



Deutzia 'Magician'



Elaeagnus 'Fruitlandi'



Elaeagnus ebbingi



Euonymus alatus "Compacta"



Euonymus alatus
'Little Moses'

Cotoneaster

salicifolius repandens 'Scarlet Leader'


Scarlet Leader Cotoneaster - Low growing, spreading form. Dark green foliage. Shiny, bright red berries. 1-2' Tall X 6' Wide. Zone 7.

3D - #3 Can 12/15" #3 Can 15/18"

Danae

racemosa

Poet's Laurel - Arching evergreen shrub. Slender, dark green leaves. Greenish-yellow flowers in June followed by red-orange berries. Slow growing. 3' Tall X 3-4' Wide. Zone 7.

 #3 Can 15/18"

Deutzia

gracilis 'Nikko Dwarf'

Nikko Dwarf Deutzia - Compact form. Star-shaped white flowers. Purple fall foliage. Attractive border, ground cover, container plant. 2' Tall X 4' Wide. Zone 4.

3G - #3 Can 12/15" #3 Can 15/18"

x 'Magician'

Magician Deutzia - Bushy habit. Cup-shaped flowers, pink inside, pink & white striped outside. Excellent shrub border plant. Blooms early summer. 5' Tall X 5' Wide. Zone 6.

3A - #3 Can 18/21" #3 Can 24/30"

Elaeagnus

pungens 'Fruitlandi'

Thorny Elaeagnus - Light green foliage with silvery under-sides. Large grower, salt tolerant. Excellent screen, barrier, hedge plant. 12' Tall X 15' Wide. Zone 7.

3C - #3 Can 18/21" #3 Can 24/30" **7D** - #7 Can 3/4'

x ebbingi

Ebbingi Elaeagnus - Dense, rounded form. Creamy, dark-metallic sea-green foliage, silver-grey beneath. Creamy white flowers in fall. 12' Tall X 12' Wide. Zone 7.

3C - #3 Can 18/21" #3 Can 24/30" **7D** - #7 Can 3/4'

Euonymus

alatus 'Compacta'

Dwarf Burning Bush - Compact, deciduous slow growing shrub. Bright red fall color. Accent, specimen or hedge plant. 6-8' Tall X 5' Wide. Zone 2.

3N - #3 Can 15/18" #3 Can 18/21" #3 Can 21/24"
7B - 30/36"

alatus 'Little Moses'

Dwarf Burning Bush - Compact, mounding habit. Slow growing. Red fall foliage. Accent, specimen or low hedge plant. 3' Tall X 3' Wide. Zone 4.

3N - #3 Can 12/15" #3 Can 15/18" + \$1.00

Broadleafs

Euonymus - Gelsemium

Euonymus

kiautschovica 'Manhattan'

Manhattan Euonymus - Glossy, dark green foliage. Medium grower. Good screen, hedge plant. 8' Tall X 6' Wide. Zone 5.

3C - #3 Can 15/18" #3 Can 18/21" #3 Can 24/30"

7B - #7 Can 30/36"



Euonymus 'Manhattan'



Fatsia japonica

Fatsia

japonica

Japanese Aralia - Large, lobed dark green glossy foliage has tropical appearance. Clusters of creamy white flowers in fall. Black fruit. Excellent shady garden, container plant. 5-12' Tall X 6' Wide. Zone 8.

3Q - #3 Can 15/18" #3 Can 18/21"

Forsythia

x intermedia 'Lynwood Gold'

Lynwood Gold Forsythia - Deep golden yellow flowers in spring. Dense grower. Dependable deciduous shrub. Good hedge, shrub border, massing plant. 10' Tall X 8-10' Wide. Zone 4.

3C - #3 Can 18/21" #3 Can 24/30"



Forsythia 'Lynwood Gold'



Fothergilla 'Mt. Airy'

Fothergilla

gardenii 'Mt. Airy'

Mt. Airy Fothergilla - Upright, vigorous grower. Creamy fragrant flowers in late spring. Orange and yellow fall color. Great border, hedge, screen plant. 6' Tall X 4' Wide. Zone 4.

3G - #3 Can 15/18" #3 Can 18/21"



Gardenia 'August Beauty'



Gardenia 'Kleim's Hardy'

Gardenia

jasminoides 'August Beauty'

August Beauty Gardenia - Glossy, deep green foliage. Fragrant, creamy white blooms all summer. Excellent shrub border, accent plant. 6' Tall X 4' Wide. Zone 8.

3D - #3 Can 18/21" #3 Can 24/30"

jasminoides 'Kleim's Hardy'

Kleim's Hardy, Daisy Gardenia - More cold hardy variety with small, dark green leaves and single, fragrant white flowers. 3' Tall X 3' Wide. Zone 7.

3H - #3 Can 12/15" #3 Can 15/18"



Gardenia 'Radicans'



Gelsemium sempervirens

Gelsemium

sempervirens

Carolina Jasmine - Spreading evergreen vine bearing fragrant, bright yellow flowers. To 20' Tall X 5' Wide. Zone 6.

1P - #1 Can 18/21" Trellis **3U** - #3 Can 30/36" Trellis

Broad Leaf Hydrangea



Hydrangea 'Annabelle'



Hydrangea 'White Dome'™

Smooth Hydrangea

Hydrangea arborescens
arborescens 'Annabelle'

Annabelle Hydrangea - Large, spherical white flower-heads. Broad, ovate dark green leaves. Good accent, border, hedge plant. 3-5' Tall X 3-5' Wide. Zone 3.

3M - #3 Can 15/18" #3 Can 18/21"

arborescens 'White Dome'™

White Dome Hydrangea - Large, 6-10" dome-shaped creamy white flower heads. Dark green leaves. Good woodland garden, back of shrub border plant. 4-6' Tall X 4-6' Wide. Zone 3.

3M - #3 Can 15/18" #3 Can 18/21" **LF** + \$1.00



Hydrangea 'Blue Wave'



Hydrangea 'Mariesii'

Lacecap Hydrangea

Hydrangea macrophylla
macrophylla 'Blue Wave'

Blue Wave Lacecap Hydrangea - Rich blue to lilac-blue lacecap flower heads. Dark green, thick leaves. 5' Tall X 5' Wide. Zone 4.

3M - #3 Can 15/18" #3 Can 18/21"

macrophylla 'Mariesii'

Mariesii Lacecap Hydrangea - Lacy pink to mauve-pink flowers. Dark green leaves with creamy white margins. Attractive border, massing, specimen plant. 4' Tall X 5' Wide. Zone 5.

3M - #3 Can 15/18" #3 Can 18/21"



Hydrangea 'Tokyo Delight'



Hydrangea
'All Summer Beauty'

macrophylla 'Tokyo Delight'

Tokyo Delight Lacecap Hydrangea - Contrasting blue, pink and clear white lacecap flowers. Dark green foliage. Great accent, shrub border, massing plant. 8' Tall X 8' Wide. Zone 6.

3M - #3 Can 15/18" #3 Can 18/21"

Bigleaf Hydrangea

Hydrangea macrophylla
macrophylla 'All Summer Beauty'

All Summer Beauty Bigleaf Hydrangea - Large blue flower heads all summer. Large, dark green leaves. Attractive specimen, massing plant. 4' Tall X 5' Wide. Zone 5.

3M - #3 Can 15/18" #3 Can 18/21"

macrophylla 'Ayesha'

Ayesha Bigleaf Hydrangea - Unusual, lilac-like, pink flowers. Broad, dark green leaves. Great border, specimen, massing plant. 5' Tall X 6' Wide. Zone 6.

3M - #3 Can 15/18" #3 Can 18/21"

macrophylla 'Dooley'

Dooley Bigleaf Hydrangea - Large, rich blue flower-heads. Lustrous, rich green foliage. 3-5' Tall X 3-5' Wide. Zone 7.

3M - #3 Can 15/18" #3 Can 18/21"



Hydrangea 'Ayesha'



Hydrangea 'Dooley'

Broadleafs

Hydrangea

Bigleaf Hydrangea

Hydrangea macrophylla

macrophylla 'Emile Mouillere'

Emile Mouillere Bigleaf Hydrangea - Large, pure white flowers mature to a pink blush. Toothed green leaves. Attractive bedding, border, container plant. 5-6' Tall X 5-6' Wide. Zone 6.

3M - #3 Can 15/18" #3 Can 18/21"

macrophylla 'Endless Summer'®

Endless Summer Bigleaf Hydrangea - Big, showy, clear pink blooms in alkaline soils, blue flowers in acid soil. Blooms on old and new wood, lasting all summer. 3-5' Tall X 3-5' Wide. Zone 4.

🌿 #5 Can 15/18" #5 Can 18/21" #7 Can 24/30"

macrophylla 'Endless Summer'® 'Blushing Bride' PPAF **New!**

Endless Summer Blushing Bride Bigleaf Hydrangea - Large, pure white blooms mature to a pink blush. Same reblooming qualities of 'Endless Summer'. Blooms on both old and new wood, lasting all summer. Disease resistant foliage. 3-6' Tall X 3-6' Wide. Zone 4.

🌿 #5 Can 15/18" #5 Can 18/21"

macrophylla 'Glory Blue'

Glory Blue Bigleaf Hydrangea - Large blue flower heads. Great bedding, border, container plant. 6' Tall X 5' Wide. Zone 6.

3M - #3 Can 15/18" #3 Can 18/21"

macrophylla 'Lady In Red' **New!**

Mariesii Lacecap Hydrangea - Lace-cap-like pinkish-white blooms mature to burgundy-rose. Deep green foliage matures to maroon, with red veins and stems. Attractive border, massing plant. 3-5' Tall X 3-5' Wide. Zone 6.

3M - #3 Can 15/18" #3 Can 18/21"

macrophylla 'Merrit Supreme'

Merrit Supreme Bigleaf Hydrangea - Large, dark pink flowers mid and late summer. Broad, dark green foliage. Attractive border, specimen, group plantings. 4-5' Tall X 4-5' Wide. Zone 6.

3M - #3 Can 15/18" #3 Can 18/21"

macrophylla 'Nikko Blue'

Nikko Blue Bigleaf Hydrangea - Large blue to lavender-blue flower heads. Blooms summer. Great bedding, border, container plant. 6' Tall X 5' Wide. Zone 6.

3M - #3 Can 15/18" #3 Can 18/21"

macrophylla 'Penny Mac'

Penny Mac Bigleaf Hydrangea - Globe-shaped, flowers. Dark green foliage. Good bedding, border plant. 5' Tall X 5' Wide. Zone 6.

3M - #3 Can 15/18" #3 Can 18/21"



Hydrangea 'Emile Mouillere'



Hydrangea 'Endless Summer'®



Hydrangea 'Endless Summer'®
'Blushing Bride'



Hydrangea 'Glory Blue'



Hydrangea 'Lady In Red'



Hydrangea 'Merrit Supreme'



Hydrangea 'Nikko Blue'



Hydrangea 'Penny Mac'

Broad Leaf

Hydrangea



Hydrangea 'Pia'



Hydrangea 'Bluebird'



Hydrangea 'Preziosa'



Hydrangea 'Purple Tiers'



Hydrangea 'Kyushu'



Hydrangea 'Limelight'®



Hydrangea 'Little Lamb' PPAF



Hydrangea 'Pink Diamond'

Bigleaf Hydrangea macrophylla 'Pia' **New!**

Pia Bigleaf Hydrangea - Large, dark pink flowers mid and late summer. Compact form. Broad, dark green foliage. Attractive border, specimen, group plantings. 2-3' Tall X 2-3' Wide. Zone 6.

3M - #3 Can 15/18" #3 Can 18/21"

Sawtooth Hydrangea

**Hydrangea macrophylla serrata
macrophylla serrata 'Bluebird'**

Bluebird Sawtooth Hydrangea - Flat, lacecap-like, pale and medium blue flowers early to mid-summer. Toothed foliage. Good accent, border plant. 4' Tall X 4' Wide. Zone 5.

3M - #3 Can 15/18" #3 Can 18/21"

macrophylla serrata 'Preziosa'

Preziosa Sawtooth Hydrangea - Compact form. Red-pink, mophead-like flowers. Bronzy-red fall foliage. Attractive accent, specimen plant. 4' Tall X 4' Wide. Zone 4.

3M - #3 Can 15/18" #3 Can 18/21"

macrophylla serrata 'Purple Tiers'

Purple Tiers Sawtooth Hydrangea - Double, indigo-blue lacecap-like flower-heads. Large, mid-green toothed foliage. Good border, accent plant. 4-5' Tall X 4-5' Wide. Zone 6.

3M - #3 Can 15/18" #3 Can 18/21"

Panicle Hydrangea

**Hydrangea paniculata
paniculata 'Kyushu'**

Kyushu Panicle Hydrangea - Rounded, upright form. Large, lacy white pyramidal flowers. Blooms July - Sept. Attractive specimen plant. 10-15' Tall X 8' Wide. Zone 4.

3I - #3 Can 18/21" #3 Can 21/24" #3 Can 24/30"
7E - #7 Can Tree 4/5'

paniculata 'Limelight'®

Limelight® Panicle Hydrangea - Broad, mid-green foliage, upright, 6-12" lime-green-yellow flower heads. Good specimen, accent plant. 6-8' Tall X 6-8' Wide. Zone 4.

3I - #3 Can 18/21" #3 Can 21/24" #3 Can 24/30"
Lf + \$1.00



paniculata Little Lamb PPAF

Little Lamb Panicle Hydrangea - Small, pure white flower heads. Compact form. Good accent, massing, cutting plant. Blooms July - Fall. 4-6' Tall X 4-6' Wide. Zone 4.

3M - #3 Can 12/15" #3 Can 15/18" #3 Can 18/21"
Lf + \$1.00



paniculata 'Pink Diamond'

Pink Diamond Panicle Hydrangea - Rounded form. Large panicles open white, turning deep pinkish-burgundy. 6' Tall X 6' Wide. Zone 3.

3I - #3 Can 18/21" #3 Can 21/24" #3 Can 24/30"
7E - #7 Can Tree 4/5'

Broadleafs

Hydrangea - Hypericum

Hydrangea

paniculata 'Quick Fire' **New!**

Quick Fire Panicle Hydrangea - Large panicles change from white to pinkish-red. 3-6' Tall X 3-6' Wide. Zone 3.

3M - #3 Can 12/15" #3 Can 15/18" #3 Can 18/1"
L +1.00



Hydrangea 'Quick Fire'



Hydrangea petiolaris

Climbing Hydrangea

Hydrangea petiolaris
 petiolaris

Climbing Hydrangea - Flat white flowers. Vine-like habit. Heart-shaped, dark green foliage. Blooms in summer. Attractive trellis, wall or espalier plant. To 50' Tall x 10' Wide. Zone 4.

3U - #3 Can 30/36" Trellis



Hydrangea 'Alice'



Hydrangea 'Pee Wee'

Oakleaf Hydrangea

Hydrangea quercifolia
 quercifolia 'Alice'

Alice Oakleaf Hydrangea - Upright, mounding form. Large, cone shaped white flowers in late Spring. Bronzy-red fall foliage. 6' Tall X 8' Wide. Zone 5.

3M - #3 Can 15/18" #3 Can 18/21"

quercifolia 'Pee Wee'

Pee Wee Oakleaf Hydrangea - Compact habit. Small, cone shaped white flowers in summer. 3-4' Tall X 4' Wide. Zone 5.

3N - #3 Can 15/18



Hypericum 'Hidcote'



Hypericum 'Sunburst'

Hypericum - St. John's Wort

calycinum x 'Hidcote' - Bluish-green foliage. Bright yellow flowers. Low, mounding habit. Good massing, ground-cover plant. 3-4' Tall X 4' Wide. Zone 5.

3C - #3 Can 12/15" #3 Can 15/18" #3 Can 18/21"

frondosum 'Sunburst'

Golden St. John's Wort - Rich bluish-green foliage. 2", bright yellow saucer-shaped flowers. Low, mounding habit. Good massing, ground cover plant. 2-4' Tall X 2-4' Wide. Zone 5.

3C - #3 Can 12/15" #3 Can 15/18" #3 Can 18/21"

prolificum

Shrubby St. John's Wort - Steel-grey, thin foliage. Bright yellow flowers. Extremely hardy. Ground cover, massing plant. 3' Tall X 4' Wide. Zone 5.

3C - #3 Can 12/15" #3 Can 15/18" #3 Can 18/21"



Hypericum prolificum

Broad Leafs

Ilex cornuta - Ilex crenata



Ilex cornuta 'Burfordi Nana'



Ilex cornuta 'Carissa'



Ilex cornuta 'Fineline'



Ilex cornuta 'Needlepoint'



Ilex cornuta 'Rotunda'



Ilex crenata
'Bennett's Compactum'



Ilex crenata 'Chesapeake'



Ilex crenata 'Green Luster'

Ilex cornuta - Chinese Holly

cornuta 'Burfordi Nana'

Dwarf Burford Holly - Dark green, glossy foliage. Red berries. Excellent foundation, hedge plant. 8' Tall X 8' Wide. Zone 6.

3F - #3 Can 12/15" #3 Can 15/18" #3 Can 18/21"
#3 Can 21/24" **7C** - #7 Can 24/30"

cornuta 'Carissa'

Carissa Holly - Low, round dense grower. Slightly rounded foliage with one spine at the tip. Good low hedge, border plant. 2' Tall X 3' Wide. Zone 7.

3G - #3 Can 12/15" #3 Can 15/18" #3 Can 18/21"

cornuta 'Fineline'

Fineline Holly - Dense, upright form. Glossy, leathery dark green foliage has a slight line around the edge. Attractive hedge, specimen, screening plant. 12-15' Tall X 4-8' Wide. Zone 6.

3F - #3 Can 12/15" #3 Can 15/18" #3 Can 18/21"
7B - #7 Can - 24/30"

cornuta 'Needlepoint'

Needlepoint Holly - Upright columnar form. Red berries. Great hedge, foundation plant. 10' Tall X 6' Wide. Zone 6.

3F - #3 Can 12/15" #3 Can 15/18" #3 Can 18/21"
#3 Can 21/24" **7B** - #7 Can 24/30"

cornuta 'Rotunda'

Dwarf Chinese Holly - Spiny, dense growth, bright red berries on mature plants. Great low hedge or foundation plant. 3-4' Tall X 4-5' Wide. Zone 6.

3G - #3 Can 12/15" #3 Can 15/18" #3 Can 18/21"
#3 Can 21/24"

Ilex crenata - Japanese Holly

crenata 'Bennett's Compactum'

Bennett's Compactum Holly - Dark green foliage, compact form. Excellent foundation, hedge plant. 3-4' Tall X 4-5' Wide. Zone 6.

3G - #3 Can 12/15" #3 Can 18/21" **7B** - #7 Can 24/30"
#3 Can 15/18" #3 Can 21/24" #7 Can 30/36"

crenata 'Chesapeake'

Chesapeake Upright Holly - Dark green, convex foliage, pyramidal grower. Foundation, accent plant. 6-8' Tall X 4' Wide. Zone 5.

3C - #3 Can 21/24" #3 Can 24/30" #3 Can 30/36"
7D - #7 Can 3/4" **15C** #15 Can 5/6"

crenata 'Green Luster'

Green Luster Holly - Very hardy, medium grower. Dark green glossy foliage. Hedge, foundation plant. 4' Tall X 4' Wide. Zone 5.

3G - #3 Can 12/15" #3 Can 18/21" **7B** - #7 Can 24/30"
#3 Can 15/18" #3 Can 21/24" #7 Can 30/36"

Broadleafs

Ilex crenata

crenata 'Helleri'

Helleri Holly - Low, compact form. Dark green foliage, mounding shape. Border, hedge, foundation plant. 3' Tall X 4' Wide. Zone 6.

3G - #3 Can 12/15" #3 Can 15/18" #3 Can 18/21"
#3 Can 21/24"



Ilex crenata 'Helleri'



Ilex crenata 'Hetzi'

crenata 'Hetzi'

Hetzi Holly - Dark green, convex foliage. 5' Tall X 5' Wide. Zone 6.

3G - #3 Can 12/15" #3 Can 15/18" #3 Can 18/21"
#3 Can 21/24" **7B** - #7 Can 24/30"



Ilex crenata 'Hoogendorn'



Ilex crenata 'Nigra'

crenata 'Hoogendorn'

Hoogendorn Holly - Compact medium grower. Dark green foliage. Foundation, low hedge plant. 2-3' Tall X 4' Wide. Zone 6.

3G - #3 Can 12/15" #3 Can 15/18" #3 Can 18/21"
7B - #7 Can 24/30"

crenata 'Nigra'

Nigra Upright Holly - Upright columnar pyramidal form. Bright green foliage. Excellent foundation, formal garden, accent plant. 6-8' Tall X 4' Wide. Zone 6.

3C - #3 Can 21/24" #3 Can 24/30" #3 Can 30/36"
7D - #7 Can 3/4' **15C** #15 Can 5/6'



Ilex crenata
'Schwoebel Compacta'



Ilex crenata 'Skypencil'

crenata 'Schwoebel Compacta'

Schwoebel Compacta Holly - Broad spreading form. Foundation, low hedge plant. 3-4' Tall X 4-5' Wide. Zone 5.

3G - #3 Can 12/15" #3 Can 15/18" #3 Can 18/21"
#3 Can 21/24"

crenata 'Skypencil'

Skypencil Holly - Very narrow, upright columnar form. Dark, lustrous green foliage. Good for formal plantings. 10-12' Tall X 2-2.5' Wide. Zone 6.

3G - #3 Can 21/24" #3 Can 24/30" #3 Can 30/36"
7E - #7 Can 3/4' **15E** - #15 Can 5/6'

crenata 'Soft Touch'

Soft Touch Holly - Low, mounding form. Similar to Helleri Holly, more drought tolerant. Foliage is soft to the touch. Low border, hedge plant. 2' Tall X 2-3' Wide. Zone 6.

3G - #3 Can 12/15" #3 Can 15/18" #3 Can 18/21"
7C - #7 Can 21/24"



Ilex crenata 'Soft Touch'



Ilex crenata 'Steeds'

crenata 'Steeds'

Steeds Upright Holly - Small, dark-green leaves, upright pyramidal form. Good hedge, foundation plant. 6-8' Tall X 4' Wide. Zone 5.

3C - #3 Can 21/24" #3 Can 24/30" #3 Can 30/36"
7D - #7 Can 3/4' **15C** #15 Can 5/6'

Broad Leaf

Ilex crenata - Ilex verticillata



Ilex crenata
'Wight's Compactum'



Ilex glabra 'Nigra'



Ilex glabra
'Shamrock Compacta'



Ilex opaca 'Wert L. Winn'



Ilex verticillata 'Berry Nice'®



Ilex verticillata 'Jim Dandy'



Ilex verticillata 'Red Sprite'



Ilex verticillata
'Southern Gentleman'

Ilex crenata - Japanese Holly

crenata 'Wight's Compacta'

Wight's Compactum Holly - Dense grower. Hardy. Excellent foundation, hedge plant. 4-5' Tall X 4-5' Wide. Zone 6.

3G - #3 Can 12/15" #3 Can 15/18" #3 Can 18/21"
#3 Can 21/24" **7B** - #7 Can 24/30" **15C** #15 Can 3/4'

Ilex glabra - Inkberry

glabra 'Nigra'

Nigra Inkberry - Erect, compact form. Dark green foliage. Great naturalizing, wetlands plant. 4' Tall X 4' Wide. Zone 4.

3G - #3 Can 12/15" #3 Can 15/18" #3 Can 18/21"
#3 Can 21/24" **7B** - #7 Can 24/30"

glabra 'Shamrock Compacta'

Shamrock Compact Inkberry - Dark green foliage. Tolerates salt, wet conditions. 4' Tall X 4' Wide. Zone 3.

3G - #3 Can 12/15" #3 Can 15/18" #3 Can 18/21"
#3 Can 21/24"

Ilex opaca

opaca 'Wert L. Winn'

Winn Opaca Holly - Fast, upright grower, bright green foliage, red berries. 22' Tall X 10-15' Wide. Zone 6.

3G - #3 Can 21/24" #3 Can 24/30" #3 Can 30/36"
7D - #7 Can 3/4' **15D** - #15 Can 5/6'

Ilex verticillata - Winterberry

verticillata 'Berry Nice'®

Berry Nice® Winterberry - Upright form. Mid-green, toothed foliage. Bright red berries. Great for wet areas, near pond or stream, naturalizing. 6-8' Tall X 6-8' Wide. Zone 4.

3K - #3 Can 18/21" #3 Can 24/30" **LF** + \$1.00



verticillata 'Jim Dandy'

Jim Dandy Winterberry - Spreading deciduous large shrub/small tree. Pollinates female plants. 8-10' Tall X 10' Wide. Zone 7.

3M - #3 Can 18/21" #3 Can 24/30"

verticillata 'Red Sprite'

Red Sprite Winterberry - Small, rounded form. Small white flowers. Large, bright red berries. Attractive accent, small hedge, border plant. 4' Tall X 3' Wide. Zone 3.

3M - #3 Can 18/21" #3 Can 21/24"

Ilex verticillata - Winterberry

verticillata 'Southern Gentleman'

Southern Gentleman Winterberry - Upright form. Pollinates female Winterberries. 3-6' Tall X 4-8' Wide. Zone 3.

3K - #3 Can 18/21" #3 Can 24/30"

Broadleafs

Ilex verticillata- Ilex x

verticillata 'Winter Red'

Winter Red Winterberry - Spreading, deciduous small tree/large shrub. Long lasting, bright scarlet-red berries. Attractive border, naturalizing plant. 8-10' Tall X 10' Wide. Zone 7.

3K - #3 Can 18/21" #3 Can 24/30"



Ilex verticillata 'Winter Red'



Ilex vomitoria nana
'Bordeaux'™

Ilex vomitoria - Yaupon Holly


vomitoria nana 'Bordeaux'™ PP# 8779

Bordeaux™ Dwarf Yaupon Holly - Compact growing. New growth and winter foliage is maroon. Low hedge, foundation, border plant. 2-3' Tall X 4' Wide. Zone 7. PP# 8779

3J - #3 Can 12/15" #3 Can 15/18" #3 Can 18/21"



Ilex vomitoria nana
'Schillings'



Ilex vomitoria pendula
'Folsom's Weeping'

vomitoria nana 'Schillings'

Schilling's Dwarf Yaupon Holly - Compact grower. Heat and drought tolerant, red berries. Good massing, foundation plant. 3-5' Tall X 5-8' Wide. Zone 7.

3J - #3 Can 12/15" #3 Can 15/18" #3 Can 18/21"

vomitoria pendula 'Folsom's Weeping'

Folsom's Weeping Yaupon Holly - Upright, weeping habit. Red berries in fall. Good specimen, accent plant. To 30' Tall X 10' Wide. Zone 6.

7D - #7 Can 3/4'

x aquipernyi 'Dragon Lady'®

Dragon Lady® Holly - Dark green, upright grower. Red berries. Hedge, specimen plant. 15' Tall X 5' Wide. Zone 4.

3J - #3 Can 24/30" #3 Can 30/36" **7D** - #7 Can 3/4'

15E - #15 Can 4/5'



Ilex x aquipernyi
'Dragon Lady'®



Ilex x attenuata 'Fosteri'

x attenuata 'Fosteri'

Fosteri Holly - Narrow, pyramidal grower. Dark, glossy green foliage. Heavy berry set. Excellent specimen, hedge or screen. 20-30' Tall X 10-15' Wide. Zone 6.

3G - #3 Can 24/30" #3 Can 30/36" **7D** - #7 Can 3/4'

15D - #15 Can 5/6'

x 'Centennial Girl' PP# 10750

Centennial Girl Holly - Upright, pyramidal form. Good hedge, screen or specimen plant. 15' Tall X 6' Wide. Zone 6.

3F - #3 Can 24/30" #3 Can 30/36" **7D** - #7 Can 3/4'

15D - #15 Can 5/6' **LF** + \$1.00



Ilex x 'Centennial Girl'



Ilex x 'Mary Nell'

x 'Mary Nell'

Mary Nell Holly - Large, upright grower. Glossy, dark green spiny foliage. Good berry setter. 20' Tall X 10' Wide. Zone 6.

3G - #3 Can 21/24" #3 Can 24/30" #3 Can 30/36"

7D - #7 Can 3/4' **15D** - #15 Can 5/6' **LF** +1.00

Broad Leafs

Ilex x



Ilex x meserveae
'Blue Maid'®



Ilex x meserveae
'Blue Prince'®



Ilex x meserveae
'Blue Princess'®



Ilex x meserveae
'Castle Spire'™



Ilex x meserveae
'Castle Wall'™



Ilex x meserveae
'China Boy'®



Ilex x meserveae
'China Girl'®



Ilex x 'Nellie R. Stevens'

Ilex

x meserveae 'Blue Maid'®

Blue Maid® Holly - Broad pyramidal grower. Hardy.
Hedge, screen, foundation plant. 12' Tall X 8' Wide. Zone 4.

3J - #3 Can 15/18" #3 Can 18/21" **7C** - #7 Can 24/30"

15D - #15 Can 3/4'

x meserveae 'Blue Prince'®

Blue Prince® Holly - Broad upright grower. Pollinator for female hollies.
Foundation, hedge or screening plant. 12' Tall X 8' Wide. Zone 4.

3J - #3 Can 18/21" #3 Can 21/24" **7C** - #7 Can 24/30"

x meserveae 'Blue Princess'®

Blue Princess® Holly - Large, broad grower. Best berry producer.
Foundation, hedge, screening or specimen. 12' Tall X 9' Wide. Zone 4.

3J - #3 Can 12/15" #3 Can 15/18" #3 Can 18/21"

x meserveae 'Castle Spire'™ PPAF **New!**

Castle Spire™ Holly - Dark green, shiny spined foliage. Pyramidal form.
Great hedge, foundation plant. 4-10' Tall X 3-4' Wide. Zone 5.

3E - #3 Can 21/24" #3 Can 24/30" #3 Can 30/36"

LF + \$1.00



x meserveae 'Castle Wall'™ PPAF

Castle Wall™ Holly - Dense, upright form. Dark green, glossy foliage.
Great hedge, foundation plant. 4-8' Tall X 3-4' Wide. Zone 5.

3E - #3 Can 15/18" #3 Can 18/21" #3 Can 21/24"

LF + \$1.00



x meserveae 'China Boy'®

China Boy® Holly - Bright green foliage. Pollinates 'China Girl.' Hedge,
screening plant. 10' Tall X 10' Wide. Zone 4.

3F - #3 Can 15/18" #3 Can 18/21" #3 Can 21/24"

7E - #7 Can 24/30"

x meserveae 'China Girl'®

China Girl® Holly - Fast grower. Bright green foliage. Heavy berries.
Hedge, specimen plant. 10' Tall X 8' Wide. Zone 4.

3F - #3 Can 15/18" #3 Can 18/21" #3 Can 21/24"

7E - #7 Can 24/30" **15D** - #15 Can 3/4'

x 'Nellie R. Stevens'

Nellie R. Stevens Holly - Large, evergreen pyramidal grower. Useful
specimen, screen or hedge plant. 20' Tall X 15' Wide. Zone 6.

3G - #3 Can 21/24" #3 Can 24/30" #3 Can 30/36"

7D - #7 Can 3/4' **15D** - #15 Can 4/5' #15 Can 5/6'

Broadleafs

Illicium - Ligustrum

Illicium - Anise

Illicium parviflorum

Japanese Anise - Upright, evergreen shrub with narrow, mid-green aromatic foliage. Star-shaped yellow flowers. Good woodland garden plant. 25' Tall X 20' Wide. Zone 7.

3A - #3 Can 18/21" #3 Can 24/30"



Illicium parviflorum



Indigofera amblyantha

Indigofera amblyantha

Indigo - Loose deciduous shrub. Pale rose to deep pink flowers on 2-5", narrow racemes. Delicate, gray-green foliage. Good mixed shrub border, accent plant. 4-6' Tall X 4-6' Wide. Zone 6.

3D - #3 Can 15/18" #3 Can 18/21"

Itea


virginica 'Henry's Garnet'

Virginia Sweetspire - Superb wetlands plant. White blooms in early summer. Brilliant red fall foliage. Good naturalizing, screening plant. 4' Tall X 6-10' Wide. Zone 5.

3A - #3 Can 18/21" #3 Can 21/24"



Itea virginica
'Henry's Garnet'



Itea virginica 'Little Henry'®

virginica 'Little Henry'®

Little Henry® Virginia Sweetspire - Low mounding, compact form. Fragrant, pure white flowers in early summer. Burgundy-red fall color. Border, massing, container plant. 24" Tall X 3' Wide. Zone 5.

3A - #3 Can 15/18" #3 Can 18/21" #3 Can 21/24"

LF+ \$1.00



Jasminum - Jasmine

nudiflorum

Winter Jasmine - Dark green leaflets, solitary bright yellow flowers in late winter and early spring. Excellent trained against a wall, arbor or fence. 10' Tall X 10' Wide. Zone 6.

3D - #3 Can 12/15" #3 Can 15/18"



Jasmine nudiflorum



Kerria pleniflora

Kerria

japonica 'Pleniflora'

Japanese Kerria - Upright form. Vigorous grower. Large, double yellow flowers. Good shrub border, woodland garden plant. 10' Tall X 10' Wide. Zone 4.

3G - #3 Can 15/18" #3 Can 18/21" #3 Can 24/30"

Ligustrum

japonicum 'Jack Frost'

Jack Frost Ligustrum - Frosty green leaves with creamy white margins. Dense, upright form. Accent, low hedge, border 10-20' Tall X 15' Wide. Zone 7.

3D - #3 Can 12/15" #3 Can 15/18" #3 Can 18/21"



Ligustrum 'Jack Frost'



Ligustrum lucidum

lucidum

Waxleaf Ligustrum - Dark, waxy green foliage. Good hedge, screening plant. 15-25' Tall X 15' Wide. Zone 7.

3A - #3 Can 21/24" #3 Can 24/30" #3 Can 30/36"

7B - #7 Can 3/4' **15A** - #15 Can 4/5'

Broad Leaf

Ligustrum - Myrica



Ligustrum recurvifolia



Ligustrum sinensis
'Swift Creek'




Loropetalum 'Blush'



Loropetalum 'Daruma'



Loropetalum 'Pizzazz'



Loropetalum 'Ruby'



Myrica cerifera



Myrica pennsylvanica

Ligustrum recurvifolia

Curly Leaf Ligustrum - Upright form with dark green, wavy foliage. Good screen, hedge plant. 10-20' Tall X 15' Wide. Zone 7.

3A - #3 Can 21/24" #3 Can 24/30" #3 Can 30/36"

15A - #15 Can 5/6'

sinensis 'Swift Creek'

Swift Creek Variegated Privet - Semi-deciduous form. Light green leaves have creamy-white margins. Hedge, screening plant. 12-15' Tall X 10' Wide. Zone 7.

3A - #3 Can 18/21" #3 Can 24/30" #3 Can 30/36"

7B - #7 Can 3/4'

Loropetalum - Fringeflower

chinense 'Blush'

Blush Fringe Flower - Fringe-like, blush-pink flowers. Bronzy-red new growth. Evergreen. 4-6' Tall X 4-5' Wide. Zone 7.

3M - #3 Can 15/18" #3 Can 18/21"

chinensis 'Daruma' **New!**

Daruma Fringe Flower - Fragrant, spider-like, blush pink flowers. Round, dark purple-burgundy foliage. Compact form. 3-4' Tall X 3-4' Wide. Zone 7.

3I - #3 Can 15/18" #3 Can 18/21"

chinensis 'Pizzazz'

Pizzazz Fringe Flower - Dark, vivid pink strap-like flowers. Rounded, burgundy-purple foliage. 4' Tall X 5' Wide. Zone 7.

3M - #3 Can 15/18" #3 Can 18/21"

chinensis 'Ruby'

Ruby Fringe Flower - Rich, ruby-red flowers. Greenish-purple to purple-red foliage. Mounding form. 5-6' Tall X 4-5' Wide. Zone 7.

3M - #3 Can 15/18" #3 Can 18/21"

Myrica - Wax Myrtle cerifera

Bayberry, Wax Myrtle - Light green aromatic foliage and grey berries in fall. Salt tolerant. Good screen, hedge, woodland garden plant. 15' Tall X 15' Wide. Zone 8.

3A - #3 Can 18/21" #3 Can 24/30" #3 Can 30/36"

7C - #7 Can 3/4' **15C** - #15 Can 4/5'

pennsylvanica

Northern Bayberry - This strain is almost evergreen with berries larger than Cerifera. Hardy. Salt tolerant. Good screen, hedge, seashore plant. 9' Tall X 8-12' Wide. Zone 5.

3C - #3 Can 18/21" #3 Can 24/30" #3 Can 30/36"

7C - #7 Can 3/4'

Broadleafs

Nandina - Prunus

Nandina - Heavenly Bamboo

domestica - Evergreen upright grower with red-green new foliage. Red berries in fall. Good massing plant. 8' Tall X 4' Wide. Zone 6.

3G - #3 Can 15/18" #3 Can 24/30" **7D** - #7 Can 30/36"

domestica 'Gulf Stream' PP# 5656

Gulf Stream Nandina - Dense, compact form. Orange-red winter color. Excellent border, foundation, massing plant. 3-4' Tall X 3' Wide. Zone 6.

3Q - #3 Can 12/15" #3 Can 15/18" **7F** - #7 Can 21/24"

domestica 'Harbor Belle'™ PP# 14668

Harbor Bell Nandina™ - Compact, dense habit. Low growing. Good border, massing plant. Purple winter foliage. 1-2' Tall X 2' Wide. Zone 6.

3M - #3 Can 12/15" #3 Can 15/18" **LF** + \$1.00

domestica 'Harbor Dwarf'

Harbor Dwarf Nandina - Low growing *Domestica* form. No berries. Good ground cover, massing plant. 24" Tall X 3' Wide. Zone 6.

3L - #3 Can 12/15" #3 Can 15/18"

domestica nana purpurea 'Firepower'

Firepower Nandina - Dwarf form with dense, bright green foliage that turns vivid red in fall. No berries. Border, low hedge, accent plant. 18-24" Tall X 24" Wide. Zone 6.

3L - #3 Can 12/15" #3 Can 15/18"

Physocarpus - Ninebark

opulifolius 'Diabolo'® PP# 11211

Diabolo® Ninebark - Compact, deciduous shrub. Deep burgundy, lobed leaves. White button-like flowers. Good background or mixed shrub border plant. 5-6' Tall X 4-5' Wide. Zone 3.

3A - #3 Can 18/21" #3 Can 24/30" #3 Can 30/36"

LF + \$1.00

opulifolius 'Summer Wine'™

Summer Wine™ Ninebark - Compact habit. Deeply cut, dark crimson-red leaves. Pinkish-white button-like flowers in mid-summer. 4-6' X 4-6' Wide. Zone 3.

3C - #3 Can 15/18" #3 Can 18/21" **LF** + \$1.00



Prunus

glandulosa 'Sinensis'

Pink Flowering Almond - Double pink flowers. Ideal small shrub. Good accent, border plant. 5' Tall X 5' Wide. Zone 6.

3A - #3 Can 15/18" #3 Can 21/24"



Nandina domestica



Nandina domestica
'Gulf Stream'



Nandina domestica
'Harbor Belle'™




Nandina domestica
'Harbor Dwarf'



Nandina domestica nana
purpurea 'Firepower'



Physocarpus 'Diabolo'®



Physocarpus
'Summer Wine'™



Prunus glandulosa 'Sinensis'

Broad Leaves

Prunus - Salix



Prunus laurocerasus
'Majestic Jade'



Prunus laurocerasus
'Otto Luykens'



Prunus laurocerasus
'Schipkaensis'



Pyracantha 'Fiery Cascade'



Pyracantha 'Mojave'



Pyracantha 'Red Cushion'



Rhamnus 'Fineline'™



Salix 'Hakuro Nishiki'

Prunus

laurocerasus 'Majestic Jade'

Majestic Jade Laurel - Lustrous dark glossy green foliage. Small white upright flower panicles in April - May. Good hedge, screening plant. 6-8' Tall X 5-6' Wide. Zone 6.

3Q - #3 Can 15/18" **7F** - #7 Can 24/30"

laurocerasus 'Otto Luykens'

Otto Luykens Laurel - Compact, fast growing evergreen shrub. Glossy foliage with white flowers. Low hedge, border plant. 3-4' Tall X 4-5' Wide. Zone 6.

3Q - #3 Can 15/18" **7F** - #7 Can 24/30"

laurocerasus 'Schipkaensis'

Schip Laurel - Spreading evergreen shrub with dark green, glossy foliage. Excellent hedge, screening plant. 10' Tall X 6-8' Wide. Zone 7.

7C - #5 Can 24/30" **7E** - #7 Can 30/36"

Pyracantha

x 'Fiery Cascade'

Fiery Cascade Pyracantha - Upright, rounded form. Profuse small orange-red berries. Attractive trained specimen or accent. 8-10' Tall X 9' Wide. Zone 6.

3A - #3 Can 18/21" **#3 Can 24/30"** **#3 Can 30/36"**

x 'Mojave'

Mojave Pyracantha - Dense, upright grower with orange-red berries. Hedge, barrier, specimen plant. 12' Tall X 10' Wide. Zone 6.

3A - #3 Can 18/21" **#3 Can 24/30"** **#3 Can 30/36"**

x 'Red Cushion'

Red Cushion Pyracantha - Low, compact form. Slow growing. Dark red berries in fall. Great low hedge, ground cover. 3-4' Tall X 4-5' Wide. Zone 6.

3D - #3 Can 15/18" **#3 Can 18/21"** **#3 Can 21/24"**

Rhamnus - Buckthorn

frangula 'Fine Line'™

Fine Line™ Buckthorn - Erect habit. Dark green, thin, finely cut foliage. Good narrow hedge, small garden plant. 6' Tall X 2-3' Wide. Zone 2.

3A - #3 Can 21/24" **#3 Can 24/30"** **#3 Can 30/36"**

LF +\$1.00



Salix - Willow

integra 'Hakuro Nishiki'

Dappled Willow - Vigorous deciduous shrub. Variegated green and creamy white leaves, tinged with pink, more prominent on new growth. Good accent, specimen, patio or container plant. 10' Tall X 10' Wide. Zone 4.

3D - #3 Can 18/21" **#3 Can 24/30"**

Broadleafs

Sambucus - Spiraea

Sambucus 'Black Beauty'TM

Black BeautyTM Elderberry - Large grower. Intense, purple-black lobed foliage. Large, 10", light lemon-scented flower clusters summer followed by dark purple berries. 6-8' Tall X 6-8' Wide. Zone 4.

3D - #3 Can 15/18" #3 Can 18/21" #3 Can 21/24"



Lf + \$1.00



Sambucus 'Black Beauty'TM



Sarcococca confusa

Sarcococca confusa

Sweetbox - Dense, evergreen shrub. Small, fragrant white flowers in winter. Dark green, leathery foliage. Good plant for dry, shady locations, massing. 3-5' Tall X 3-5' Wide. Zone 7.

3K - #3 Can 15/18" #3 Can 18/21"

hookeriana humilis

Winterbox - Spreading form. Dark green, glossy leaves. Clusters of tiny, pink-tinged-white flowers. Excellent shady ground cover, low informal hedge plant. 18" Tall X 3' Wide. Zone 6

3N - #3 Can 12/15" #3 Can 15/18"



Sarcococca humilis



Schizophragma
'Brookside Littleleaf'

Schizophragma

hydrangeoides 'Brookside Littleleaf'

Japanese Hydrangea Vine - Small, serrated leaves. Clusters of horizontal creamy white flowers. Great trained against a shady wall, fence or trellis. To 20' Tall X 10' Wide. Zone 5.

3U - #3 Can 30/36" Trellis

hydrangeoides 'Moonlight'

Japanese Hydrangea Vine - Self-clinging climber. Small, slightly fragrant creamy-white flowers in summer. Silvery-blue-green leaves with deep green veins. Best grown against a wall, trellis or fence. To 40' Tall X 10' Wide. Zone 5.

3U - #3 Can 30/36" Trellis



Schizophragma
'Moonlight'



Schizophragma
'Rosea'

hydrangeoides 'Rosea'

Japanese Hydrangea Vine - Self-clinging climber. Small, slightly fragrant pink flower bracts. Silvery-blue-green leaves with deep green veins. Best grown against a wall, trellis or fence. To 40' Tall X 10' Wide. Zone 5.

3U - #3 Can 30/36" Trellis

Spiraea

bumalda 'Anthony Waterer'

Anthony Waterer Spiraea - Medium grower with rosy-pink flowers, mounding habit. Good border, massing plant. 3-5' Tall X 5' Wide. Zone 4.

3F - #3 Can 12/15" #3 Can 15/18" #3 Can 18/21"



Spiraea 'Anthony Waterer'



Spiraea 'Gold Flame'

bumalda 'Gold Flame'

Gold Flame Spiraea - Bronze-gold foliage in spring, turning yellow in summer. Crimson flowers. Accent, border plant. 3-4' Tall X 4-5' Wide. Zone 4.

3F - #3 Can 12/15" #3 Can 15/18" #3 Can 18/21"

Broad Leaf Spiraea - Syringa



Spiraea 'Gold Mound'



Spiraea 'Neon Flash'

Spiraea

bumalda 'Gold Mound'

Gold Mound Spiraea - Yellow foliage aging to yellow-green. Pink flowers. Accent, border plant. 3' Tall X 3-4' Wide. Zone 4.

3F - #3 Can 12/15" #3 Can 15/18" #3 Can 18/21"

bumalda 'Neon Flash'

Neon Flash Spiraea - Medium grower with dark pink flowers. Mounding habit. 4' Tall X 4' Wide. Zone 4.

3F - #3 Can 12/15" #3 Can 15/18" #3 Can 18/21"

japonica 'Little Princess'

Little Princess Spiraea - Dwarf grower with pink flowers. 2-3' Tall X 3' Wide. Zone 4.

3F - #3 Can 12/15" #3 Can 15/18" #3 Can 18/21"

nipponica 'Snowmound'

Snowmound Spiraea - Arching form. Rounded, mid-green leaves, white flowers. 4-8' Tall X 4-8' Wide. Zone 4.

3F - #3 Can 12/15" #3 Can 15/18" #3 Can 18/21"



Spiraea 'Little Princess'



Spiraea 'Snowmound'

Syringa - Lilac

meyeri

Dwarf Korean Lilac - Dwarf variety. Lavender-pink, fragrant flowers. 5-6' Tall X 4' Wide. Zone 4.

3I - #3 Can 15/18" #3 Can 18/21"

patula 'Miss Kim'

Miss Kim Lilac - Purple blooms open to blue flowers. Beautiful red fall color. Border, specimen plant. 8' Tall X 10' Wide. Zone 4.

3I - #3 Can 15/18" #3 Can 18/21" **7E** - #7 Can 24/30"



Syringa meyeri



Syringa 'Miss Kim'

vulgaris 'President Lincoln'

President Lincoln Lilac - Very fragrant, single deep blue flowers. Blooms late spring to early summer. Excellent shrub border, specimen plant. 15-20' Tall X 10-15' Wide. Zone 4.

3I - #3 Can 15/18" #3 Can 18/21"

x 'Tinkerbelle'™

Tinkerbelle™ Lilac - Compact form. Wine colored buds open to pink, spicy fragrant blooms. Effective specimen, accent plant. 5-6' Tall X 5-6' Wide. Zone 3.

3I - #3 Can 15/18" #3 Can 18/21" **LF** + \$1.00



Syringa 'President Lincoln'



Syringa 'Tinkerbelle'™

Broadleaves

Trachelospermum - Viburnum

Trachelospermum jasminoides

Confedrate Jasmine - Woody, evergreen climbing vine. Very fragrant, pure white flowers in summer. Excellent ground cover, wall or trellis plant. To 20' Tall X 5' Wide. Zone 8.

1P - #1 Can 18/21" Trellis **3U** - #3 Can 30/36" Trellis



Trachelospermum
jasminoides



Viburnum 'Chindo'

Viburnum

awabuki 'Chindo'

Japanese Viburnum - Upright, evergreen form with dark green, glossy foliage. Excellent hedge, screen plant. To 25' Tall X 8' Wide. Zone 8.

3J - #3 Can 21/24" #3 Can 24/30" #3 Can 30/36"

7C - #7 Can 3/4' **15G** - #15 Can 4/5'



Viburnum davidii



Viburnum 'Blue Muffin'™

davidii

Davidi Viburnum - Compact, mounding form. Dark green, deeply veined leaves. Tiny white flowers, round, metallic-blue berries. Border, low hedge, accent plant. 3-5' Tall X 3-5' Wide. Zone 8.

3I - #3 Can 15/18" #3 Can 18/21"

dentatum 'Blue Muffin'™

Blue Muffin™ Viburnum - Compact form. Mid-green foliage. Abundant, rich-blue berries. Good container, small hedge, woodland garden plant. 3-5' Tall X 3-4' Wide.

Zone 3.

3H - #3 Can 15/18" #3 Can 18/21" #3 Can 21/24" 

Lf + \$1.00



Viburnum 'Cardinal Candy'™



Viburnum nudum 'Winterthur'

dilatatum 'Cardinal Candy'™

Cardinal Candy™ Viburnum - Mid-green, textured foliage. Abundant creamy-white flower clusters in May. Bright red fruit in late summer. Good shrub border, background plant. 4-5' Tall X 4-5' Wide. Zone 4.

3H - #3 Can 15/18" #3 Can 18/21" #3 Can 21/24" 

Lf + \$1.00

nudum 'Winterthur'

Winterthur Viburnum - Open, rounded form. Large, flower clusters in early summer. Good shrub border, massing plant. 10' Tall X 6' Wide.

Zone 6.

3H - #3 Can 18/21" #3 Can 24/30"

plicatum tomentosum (Tree Form)

Tree Form Doublefile Viburnum - Double rows of flattened, lace-cap-like white flowers. Broad, toothed dark green foliage. Excellent specimen, patio plant. 10' Tall X 4-6' Wide. Zone 4.

7D - #7 Can 4/5' **15B** #15 Can 5/6'



Viburnum plicatum
tomentosum



Viburnum 'Shasta'

plicatum tomentosum 'Shasta'

Shasta Viburnum - Broad, rounded form. Large white flowers. Red fruit matures to black. Attractive accent, border or hedge. 6' Tall X 10-12' Wide. Zone 5.

3C - #3 Can 18/21" #3 Can 24/30" **7A** - #7 Can 3/4'

Broad Leafs

Viburnum - Weigelia



Viburnum 'Summer Snowflake'



Viburnum pragnense

Viburnum

plicatum tomentosum 'Summer Snowflake'

Summer Snowflake Viburnum - Upright, spreading habit. Flattened, lacecap-like white flowers. Attractive accent, specimen plant. 8-10' Tall X 8-10' Wide. Zone 4.

3H - #3 Can 18/21"

#3 Can 21/24"

7D - #7 Can 24/30"

pragnense

Pragnense Viburnum - Spreading habit. Pink buds open to creamy white flowers. Dark green, corrugated leaves. Good hedge, massing plant. 6-8' Tall X 6' Wide. Zone 4.

3H - #3 Can 18/21"

#3 Can 21/24"



Viburnum tinus 'Compactum'



Viburnum 'Allegheny'

tinus 'Compactum'

Tinus Compactum Viburnum - Rounded, bushy evergreen shrub. Small white flowers late winter to early spring. 8-10' Tall X 6-10' Wide. Zone 7.

3N - #3 Can 15/18"

#3 Can 18/21"

x rhytidophylloides 'Allegheny'

Allegheny Viburnum - Dense, rounded, semi-evergreen shrub. Creamy, yellowish-white flower heads in late spring. Red fruit. 10' Tall X 12' Wide. Zone 5.

3H - #3 Can 18/21"

#3 Can 24/30"

7B - #7 Can 3/4'

x rhytidophylloides 'Willowwood'

Willowwood Viburnum - Spreading habit. Small, tubular, creamy-white flowers in late spring. Red fruit. 10' Tall X 12' Wide. Zone 5.

3H - #3 Can 18/21"

#3 Can 24/30"



Viburnum 'Willowwood'



Vitex agnus-castus

Vitex

agnus - castus

Chaste Tree - Old-fashioned summer flowering large shrub / small tree. Purple bloom spikes. Great accent, specimen plant. 15-20' Tall X 10-20' Wide. Zone 6.

3A - #3 Can 18/21"

#3 Can 24/30"

#3 Can 30/36"

7C - #7 Can 3/4'

Weigelia

florida 'Midnight Wine'™

Midnight Wine™ Weigelia - Fast growing, arching, deciduous shrub. Funnel-shaped, deep pink flowers in spring. Bronze-green foliage. 3' Tall X 4-5' Wide. Zone 5.

3Q - #3 Can 10/12"

3Q - #3 Can 12/15"

LF+ \$1.00



Weigelia 'Midnight Wine'™



Weigelia 'Wine & Roses'™

florida 'Wine & Roses'™ PP#10772

Wine & Roses™ Weigelia - Dark burgundy-purple foliage. Rose-Pink flowers in late spring-early summer. 4-5' Tall X 4-5' Wide. Zone 4.

3I - #3 Can 15/18"

#3 Can 18/21"

LF+ \$1.00



Broadleafs

Wisteria - Yucca

Wisteria

frutescens 'Amethyst Falls'

Amethyst Falls Wisteria - Vigorous, climbing vine with intense, lightly fragrant blue flowers in spring. Rich green foliage. Attractive trained on walls, fences or trellis. Grows slower than *Wisteria sinensis*. 30' Tall X 20' Wide. Zone 5.

3U - #3 Can 30/36" Trellis **7C** - #7 Can 3/4' Trellis **7E** - #7 Can 4/5'



Wisteria 'Amethyst Falls'



Wisteria 'Aunt Dee'

macrostachya 'Aunt Dee'

Aunt Dee Kentucky Wisteria - Vigorous vine with profuse, fragrant light-purple flowers in spring. Attractive on fences, arbor or trellis. 28' Tall X 10-15' Wide. Zone 5.

3C - #3 Can 30/36" Staked



Wisteria 'Clara Mack'



Yucca filamentosa

macrostachya 'Clara Mack'

Clara Mack Kentucky Wisteria - A less invasive variety with pure white, fragrant white flowers. Blooms late spring, early summer. Attractive on fences, arbor or trellis. 28' Tall X 10-15' Wide. Zone 5.

3C - #3 Can 30/36" Staked

Yucca

filamentosa

Adam's Needle Yucca - Ground cover type with large white flower spikes in summer. To 30' Tall X 10' Wide. Zone 7.

3F - #3 15/18"

filamentosa **New!**

'Bright Edge' - Clump forming, evergreen shrub. Sword-shaped green foliage with bright yellow margin. Fragrant white flowers on tall spikes in summer. Attractive mass planting, accent or border. 20' Tall X 24" Wide. Salt tolerant. Zone 4.

3Q - #3 12/15" #3 - 15/18"



Yucca 'Bright Edge'



Yucca 'Golden Sword'

filamentosa 'Golden Sword'

Golden Sword Yucca - Variegated gold and green foliage. White flower spikes in summer. To 30' Tall X 10' Wide. Zone 7.

3Q - #3 15/18"

recurvifolia

Pendula Yucca - Upright form with long, broad leaves that droop downward. Summer flower spike is white. 8' Tall X 4-6' Wide. Zone 7.

3F - #3 15/18" **7B** - #7 Can 30/36"



Yucca recurvifolia